



District Report Card: 2017


State: West Bengal	District: Purba Medinipur
Class: 5	Subject: Language
Schools: 61	Students: 1424


Participation/Coverage


Students

<div>GENDER</div> <div></div>	Boys		Girls	
	Number	%	Number	%
	786	55.20	638	44.80

<div>AREA</div> <div></div>	Rural		Urban	
	Number	%	Number	%
	1328	93.26	96	6.74

<div>CATEGORY</div> <div></div>	SC		ST		OBC		GEN	
	Number	%	Number	%	Number	%	Number	%
	262	18.40	13	0.91	170	11.94	979	68.75

<div>CWSN</div> <div></div>	LD	VI	HI	S&LD	ID	Oth
	0	4	0	1	0	4

<div>Management</div> <div></div>	Government		Government-aided	
	Number	%	Number	%
	1424	100.00	0	0.00

Average Performance of Students in Language (%)

Overall	Gender		Area		Management		Social Group			
	Male	Female	Rural	Urban	Govt.	Aided	SC	ST	OBC	GEN
63.42	62.71	64.29	63.34	64.44	63.42	0.00	62.44	62.56	60.20	64.25

Performance on Learning Outcomes (LOs)

Learning Outcomes	Description	Average Performance(%)
L504	Reads and comprehends independently storybooks, news items/ headlines, advertisements etc.	57.01
L508	Reads text with comprehension, locates details and sequence of events	66.62

Range of Performance of Students who Answered Correctly							
Below 30%		30% - 50%		50% - 75%		Above 75%	
Number	%	Number	%	Number	%	Number	%
113	7.94	297	20.86	563	39.54	451	31.67

Lowest Performing Learning Outcomes (LOs)

- 1 - Reads and comprehends independently storybooks, news items/ headlines, advertisements etc. (57.01)
- 2 - Reads text with comprehension, locates details and sequence of events (66.62)